

## WINEA PLUS

### Desk system

Type list



Recommended retail prices  
without assembly, without VAT

2010-1 - valid from 05|01|20

<b>Contents</b>	<b>Page</b>
Price categories and colour selection	<b>3 - 5</b>
Product description	<b>6</b>
Product overview	<b>7</b>
Ordering examples	<b>8</b>
Panel leg table, height 110 cm	<b>9 - 11</b>
Panel leg table, height 94 cm	<b>12 - 17</b>
Panel leg table, height 74 cm	<b>18 - 20</b>
Bench	<b>21</b>
Optional accessories	<b>22</b>
Power and data management according to VDE	<b>23</b>

Terms and Conditions of WINI Büromöbel:  
Print or download at [www.wini.de/agb/](http://www.wini.de/agb/)

## Price categories

	Table legs		Fabric
Price category 01 [PG 01]:	Melamine	+	Lucia CS / Carlow
Price category 02 [PG 02]:	Melamine	+	Blazer Lite / Synergy 170
Price category 03 [PG 03]:	Veneer	+	Lucia CS / Carlow
Price category 04 [PG 04]:	Veneer	+	Blazer Lite / Synergy 170

## Price categories for add-on module

Price category 01 [PG 01]:	Melamine
Price category 02 [PG 02]:	Veneer

## Price categories for fabrics

Price category 01 [PG 01]:	Lucia CS / Carlow
Price category 02 [PG 02]:	Blazer Lite / Synergy 170

## Colour selection

### Table tops and edges

	Colour code		Table tops 1.3 cm	
	Table tops	Edge		
<b>Melamine finishes</b>				
Apple Merano Decor	AD	AD	■	
Beech Tirol Decor	BH	BH	■	
Beech Decor	BD	BD	■	
Lakeland Acacia Decor	LL	LL	■	
Cherry Romana Decor	KR	KR	■	
French Walnut Decor	ND	ND	■	
Oak Milano Decor	ME	ME	■	
Oak Odeon Decor	EO	EO	■	
Olive Sevilla Decor	OD	OD	■	
Titanium white	TW	TW	■	
Platinum	PL	PL	■	
Anthracite	AZ	AZ	■	
Dark anthracite	DA	DA	■	
Volcano black	MS	MS	■	
Revive Decor*	RD	RD	■	*is a relief surface
Beige	BE	BE	■	
Beige-grey	GD	GD	■	
Cuando	CD	CD	■	
Porcelain white	P7	P7	■	■
Smokey blue*	BQ	BQ	■	*is a relief surface
<b>Design Veneer</b>				
Wenge	WG	WG	■	
Macassar	MK	MK	■	
<b>Veneer</b>				
Beech Natur	BN	BN	■	
Beech with multiplex edge	BN	MB	■	
Ash black-grey	EX	EX	■	
<b>Veneer</b>				
American Cherry	KB	KB	■	
American Walnut	NU	NU	■	
Maple	AN	AN	■	
Swiss Pear	SC	SC	■	
<b>Top decor A*</b>				
Chromix anthracite	YA	YA	■	■
Halifax Oak*	H4	H4	■	*is a relief surface
Denver Oak	YB	YB	■	■

\*For pricing please refer to p.Con data

## Colour selection

**Fabric group Lucia CS [PG01]**

Havana	LC009
Costa	LC026
Panama	LC079
Blizzard	LC081
Slip	LC094
Adobo	LC165
Rum	LC173
Negril	LC175
Revive	LC182
Palu	LC414
Kota	LC415
Tenom	LC419
Depok	LC421
Medan	LC422
Makili	LC424
Roques	LC433
Varadero	LC434

**Fabric group Carlow [PG01]**

Tallow	CLW01
Ballina	CLW02
Roundwood	CLW03
Quin	CLW04
Callan	CLW05
Navan	CLW06
Dublin	CLW07
Redcross	CLW08
Convoy	CLW09
Ardee	CLW10
Wicklow	CLW11
Malin	CLW12
Sligo	CLW13
Bree	CLW14
Cavan	CLW15
Mayo	CLW16
Balloo	CLW17
Carrick	CLW18
Ardmore	CLW19
Ennis	CLW20
Emly	CLW21
Avoca	CLW22
Parteen	CLW23
Glenamoy	CLW24
Cliden	CLW25

## Colour selection

**Fabric group Synergy 170 [PG02]**

Serendipity	LDP08
Loop	LDP18
Level	LDP20
Compound	LDP25
Affix	LDP32
Chemistry	LDP35
Summon	LDP45
Gather	LDP46
Append	LDP49
Pact	LDP53
Regard	LDP54
Support	LDP55
Kinship	LDP56
Group	LDP59
Alike	LDP62
Guild	LDP63
Fellowship	LDP66
Collaborate	LDP68
Sync	LDP69
Work	LDP73
Combo	LDP77
Mutual	LDP84
Share	LDP85
Process	LDP88

**Fabric group Blazer Lite [PG02]**

Retreat	LTH39
Pillow	LTH43
Bliss	LTH48
True	LTH61
Aspire	LTH52
Happy	LTH55
Graceful	LTH51
Harmony	LTH63
Praise	LTH23
Balance	LTH41
Daydream	LTH46
Angel	LTH49
Wish	LTH67
Cuddle	LTH62
Devoted	LTH58
Freedom	LTH69
Love	LTH47
Tender	LTH53
Hope	LTH50
Verity	LTH57
Buddah	LTH56
Worship	LTH59
Shelter	LTH60
Dainty	LTH64
Pastel	LTH65
Pamper	LTH66
Faith	LTH68
Haven	LTH40
Hush	LTH42
Mood	LTH44
Solace	LTH70

### General information

WINEA PLUS is a range with panel leg tables and benches, suitable for meeting zones, staff facilities and lounge and waiting areas. With just a few components nearly unlimited combinations can be assembled. WINEA PLUS can be used as a solitary furniture or in combination with WINI cabinet ranges. The panel leg construction with its fabric covering offers many possibilities for interior design. Its components can be disassembled and modified subsequently.

Availability for parts subject to regular wear and tear is guaranteed for a minimum of 5 years.

### Construction

WINEA PLUS consists of two panels and a table top. Both components are designed identically. The supporting element is a steel beam which is screwed together with 2.5 cm thick chipboard. This construction is reinforced on the outside with a 1.3 cm chipboard. The inside is covered with fabric. The fabric covering is removable. The panel legs are supplied with levelling screws to adjust to floor unevenness (adjustment range 1 cm). Panel legs and table top are firmly screwed together. The steel beam can be used as a cable channel. As an option the panel leg table can be upgraded with an add-on module. The add-on is supplied with a storage compartment and can be upgraded with units for power and data access. All used materials can be separated correctly.

### Material and surface

WINEA PLUS can be supplied with melamine coated or veneered tops..

3-layer chipboards (2.5 cm/ 1.6 cm/ 1.3 cm thick) according to DIN 68765 standard, emission certified E1, directly covered with melamine on both sides, resp. veneered on both sides are used.

Depending on the variant, all edges are rounded with a 3mm strong ABS-edge banding or with a 3mm strong veneer edge, rounded with a radius of 2mm. The top surface is lightfast, mostly blend-free and extremely scratch-resistant

### Fabric covering

The fabric is fastened to the carrier plate with a welt seam.

#### Fabric Lucia CS

Composition: 100% polyester  
Weight: 265 g/m<sup>2</sup> +/- 5 %  
Fire safety: DIN 4102 B1, BS 476 part 7 Class 1, BS 476 part 7 Class 0,  
UNI 8456 & UNI 9174 Class 1, NF - P - 92 - 507 M1

#### Fabric Blazer Lite

Composition: 100% Pure new wool. Heavy metal-free dyes.  
Ecology: Renewable and compostable  
Weight: 360 g/m<sup>2</sup> +/- 5 %  
Fire safety: BS 476 part 7 Class 1, BS 476 part 6 Class 0

#### Fabric Synergy170

Composition: 95% Pure wool. 5% Polyamide  
Ecology: Renewable and compostable  
Weight: 400 g/m<sup>2</sup> +/- 5 %  
Fire safety: EN 1021-1 und 2, EN 13501-1, BS 7176 Low Hazard

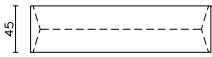
#### Fabric Carlow

Composition: 100% Polypropylen  
Weight: 214 g/m<sup>2</sup> +/- 5%  
Fire safety: EN 1021-1 Zigarettestest  
EN 13501-1 Adhered Class B, s1, d0  
EN 13501-1 Un-adhered Class C, s1, d0

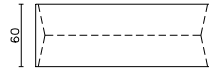
### Delivery

Delivered part assembled, divided in panel legs, table top, fabric covered and add-on module (optional).

Table depths



45.0 cm

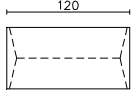


60.0 cm

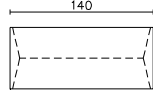


80.0 cm

Table widths



120.0 cm



140.0 cm



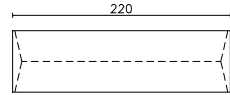
160.0 cm



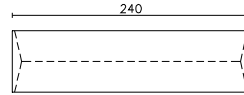
180.0 cm



200.0 cm

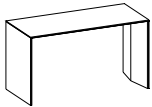


220.0 cm



240.0 cm

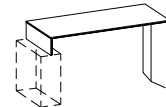
Table heights 110.0 cm



Solitaire

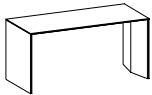


Wall connection



Cabinet based


Table height 94.0 cm



Solitaire



Wall connection



optional with add-on module  
for total height of 110.0 cm

Table height 74.0 cm



Solitaire



Wall connection

Bench, height 50.0 cm

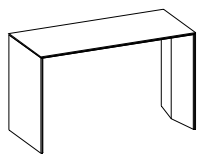
Depth 45.0 cm only



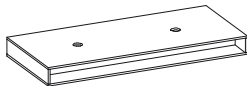
Solitaire

**Solitary panel leg table with add-on module 180.0 x 80.0 cm x 110.0 cm**

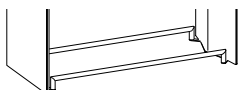
Consisting of:



+



+



+



**Panel leg table, solitaire**  
**WPBTS180080S02**  
 Panel leg table 180.0 x 80.0 x 94.0 cm

PG01

**Add-on module**  
**WPAU180080S06**  
 Add-on module 180.0 x 80.0 x 16.0 cm  
 Bore hole Type D

PG01

**Foot rail**  
**WPFR1800**  
 Foot rail for width 180.0 cm  
 and depth 80.0 cm

PG01

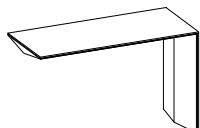
**2x Netbox Point**  
**OY POINTT03**

PG01

**Total sum**

**Panel leg table for wall connection 200.0 x 80.0 cm x 74.0 cm and 2 x bench**

Consisting of:



+



+



**Panel leg table for wall connection**  
**WPBTW200080S01**  
 Panel leg table 200.0 x 80.0 x 74.0 cm

PG01

**2x bench and cushion**  
**WPBTS200045S05**  
 2 x bench 200.0 x 45.0 x 50.0 cm  
**WPSK200045**  
 2 x bench 200.0 x 45.0 x 5.0 cm (PG01)

PG01

PG01

**OY ZTI5405**  
 Netbox MOVE at right side of table

PG01

**Total sum**

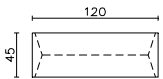
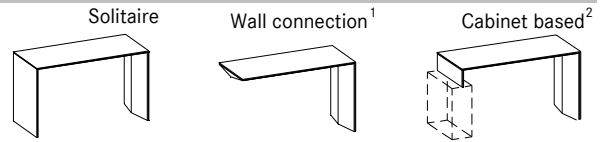


# Panel leg table

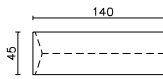
# WINEA PLUS

Top thickness 1.3 cm

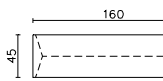
Table height: **110 cm**  
 Top depth: **45 cm**



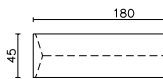
Width	120,0 cm	<b>WPBTS120045S04</b>	<b>WPBTW120045S04</b>	<b>WPBTK120045S04</b>
		<b>PG 01</b>		
		<b>PG 02</b>		
		<b>PG 03</b>		
		<b>PG 04</b>		



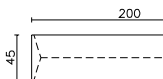
Width	140,0 cm	<b>WPBTS140045S04</b>	<b>WPBTW140045S04</b>	<b>WPBTK140045S04</b>
		<b>PG 01</b>		
		<b>PG 02</b>		
		<b>PG 03</b>		
		<b>PG 04</b>		



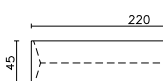
Width	160,0 cm	<b>WPBTS160045S04</b>	<b>WPBTW160045S04</b>	<b>WPBTK160045S04</b>
		<b>PG 01</b>		
		<b>PG 02</b>		
		<b>PG 03</b>		
		<b>PG 04</b>		



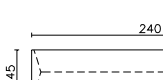
Width	180,0 cm	<b>WPBTS180045S04</b>	<b>WPBTW180045S04</b>	<b>WPBTK180045S04</b>
		<b>PG 01</b>		
		<b>PG 02</b>		
		<b>PG 03</b>		
		<b>PG 04</b>		



Width	200,0 cm	<b>WPBTS200045S04</b>	<b>WPBTW200045S04</b>	<b>WPBTK200045S04</b>
		<b>PG 01</b>		
		<b>PG 02</b>		
		<b>PG 03</b>		
		<b>PG 04</b>		



Width	220,0 cm	<b>WPBTS220045S04</b>	<b>WPBTW220045S04</b>	<b>WPBTK220045S04</b>
		<b>PG 01</b>		
		<b>PG 02</b>		
		<b>PG 03</b>		
		<b>PG 04</b>		



Width	240,0 cm	<b>WPBTS240045S04</b>	<b>WPBTW240045S04</b>	<b>WPBTK240045S04</b>
		<b>PG 01</b>		
		<b>PG 02</b>		
		<b>PG 03</b>		
		<b>PG 04</b>		

<sup>1</sup> For cabinets with 13 mm back panel only

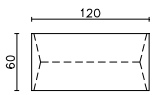
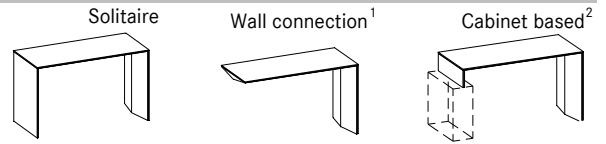
<sup>2</sup> For 2 FH cabinets only

# Panel leg table

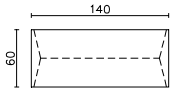
# WINEA PLUS

Top thickness 1.3 cm

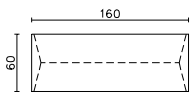
Table height: **110 cm**  
 Top depth: **60 cm**



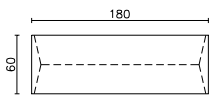
Width	120,0 cm	<b>WPBTS120060S04</b>	<b>WPBTW120060S04</b>	<b>WPBTK120060S04</b>
		<b>PG 01</b>		
		<b>PG 02</b>		
		<b>PG 03</b>		
		<b>PG 04</b>		



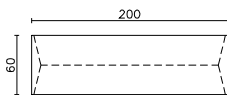
Width	140,0 cm	<b>WPBTS140060S04</b>	<b>WPBTW140060S04</b>	<b>WPBTK140060S04</b>
		<b>PG 01</b>		
		<b>PG 02</b>		
		<b>PG 03</b>		
		<b>PG 04</b>		



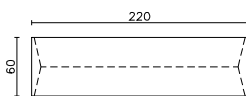
Width	160,0 cm	<b>WPBTS160060S04</b>	<b>WPBTW160060S04</b>	<b>WPBTK160060S04</b>
		<b>PG 01</b>		
		<b>PG 02</b>		
		<b>PG 03</b>		
		<b>PG 04</b>		



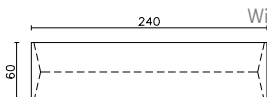
Width	180,0 cm	<b>WPBTS180060S04</b>	<b>WPBTW180060S04</b>	<b>WPBTK180060S04</b>
		<b>PG 01</b>		
		<b>PG 02</b>		
		<b>PG 03</b>		
		<b>PG 04</b>		



Width	200,0 cm	<b>WPBTS200060S04</b>	<b>WPBTW200060S04</b>	<b>WPBTK200060S04</b>
		<b>PG 01</b>		
		<b>PG 02</b>		
		<b>PG 03</b>		
		<b>PG 04</b>		



Width	220,0 cm	<b>WPBTS220060S04</b>	<b>WPBTW220060S04</b>	<b>WPBTK220060S04</b>
		<b>PG 01</b>		
		<b>PG 02</b>		
		<b>PG 03</b>		
		<b>PG 04</b>		



Width	240,0 cm	<b>WPBTS240060S04</b>	<b>WPBTW240060S04</b>	<b>WPBTK240060S04</b>
		<b>PG 01</b>		
		<b>PG 02</b>		
		<b>PG 03</b>		
		<b>PG 04</b>		

<sup>1</sup> For cabinets with 13 mm back panel only

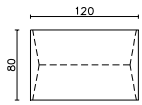
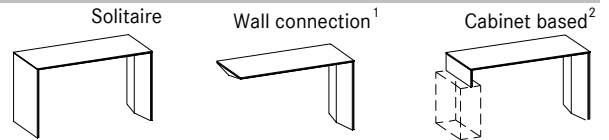
<sup>2</sup> For 2 FH cabinets only

# Panel leg table

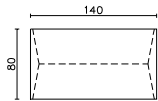
# WINEA PLUS

Top thickness 1.3 cm

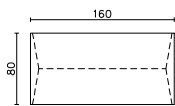
Table height: **110 cm**  
 Top depth: **80 cm**



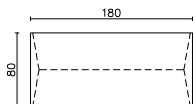
Width 120,0 cm	<b>WPBTS120080S04</b>	<b>WPBTW120080S04</b>	<b>WPBTK120080S04</b>
<b>PG 01</b>			
<b>PG 02</b>			
<b>PG 03</b>			
<b>PG 04</b>			



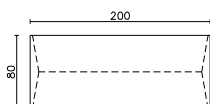
Width 140,0 cm	<b>WPBTS140080S04</b>	<b>WPBTW140080S04</b>	<b>WPBTK140080S04</b>
<b>PG 01</b>			
<b>PG 02</b>			
<b>PG 03</b>			
<b>PG 04</b>			



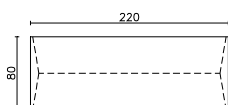
Width 160,0 cm	<b>WPBTS160080S04</b>	<b>WPBTW160080S04</b>	<b>WPBTK160080S04</b>
<b>PG 01</b>			
<b>PG 02</b>			
<b>PG 03</b>			
<b>PG 04</b>			



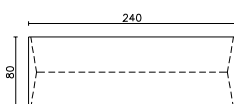
Width 180,0 cm	<b>WPBTS180080S04</b>	<b>WPBTW180080S04</b>	<b>WPBTK180080S04</b>
<b>PG 01</b>			
<b>PG 02</b>			
<b>PG 03</b>			
<b>PG 04</b>			



Width 200,0 cm	<b>WPBTS200080S04</b>	<b>WPBTW200080S04</b>	<b>WPBTK200080S04</b>
<b>PG 01</b>			
<b>PG 02</b>			
<b>PG 03</b>			
<b>PG 04</b>			



Width 220,0 cm	<b>WPBTS220080S04</b>	<b>WPBTW220080S04</b>	<b>WPBTK220080S04</b>
<b>PG 01</b>			
<b>PG 02</b>			
<b>PG 03</b>			
<b>PG 04</b>			



Width 240,0 cm	<b>WPBTS240080S04</b>	<b>WPBTW240080S04</b>	<b>WPBTK240080S04</b>
<b>PG 01</b>			
<b>PG 02</b>			
<b>PG 03</b>			
<b>PG 04</b>			

<sup>1</sup> For cabinets with 13 mm back panel only

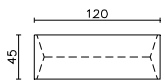
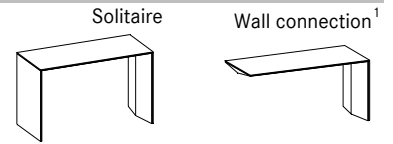
<sup>2</sup> For 2 FH cabinets only

# Panel leg table

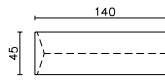
# WINEA PLUS

Top thickness 1.3 cm

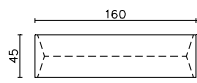
Table height: **94 cm**  
 Top depth: **45 cm**



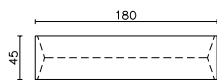
Width	120,0 cm	<b>WPBTS120045S02</b>	<b>WPBTW120045S02</b>
	<b>PG 01</b>		
	<b>PG 02</b>		
	<b>PG 03</b>		
	<b>PG 04</b>		



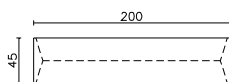
Width	140,0 cm	<b>WPBTS140045S02</b>	<b>WPBTW140045S02</b>
	<b>PG 01</b>		
	<b>PG 02</b>		
	<b>PG 03</b>		
	<b>PG 04</b>		



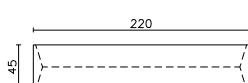
Width	160,0 cm	<b>WPBTS160045S02</b>	<b>WPBTW160045S02</b>
	<b>PG 01</b>		
	<b>PG 02</b>		
	<b>PG 03</b>		
	<b>PG 04</b>		



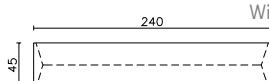
Width	180,0 cm	<b>WPBTS180045S02</b>	<b>WPBTW180045S02</b>
	<b>PG 01</b>		
	<b>PG 02</b>		
	<b>PG 03</b>		
	<b>PG 04</b>		



Width	200,0 cm	<b>WPBTS200045S02</b>	<b>WPBTW200045S02</b>
	<b>PG 01</b>		
	<b>PG 02</b>		
	<b>PG 03</b>		
	<b>PG 04</b>		



Width	220,0 cm	<b>WPBTS220045S02</b>	<b>WPBTW220045S02</b>
	<b>PG 01</b>		
	<b>PG 02</b>		
	<b>PG 03</b>		
	<b>PG 04</b>		



Width	240,0 cm	<b>WPBTS240045S02</b>	<b>WPBTW240045S02</b>
	<b>PG 01</b>		
	<b>PG 02</b>		
	<b>PG 03</b>		
	<b>PG 04</b>		

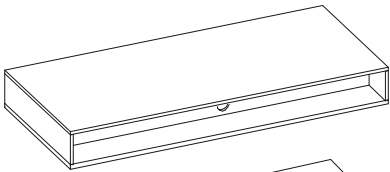
<sup>1</sup> For cabinets with 13 mm back panel only



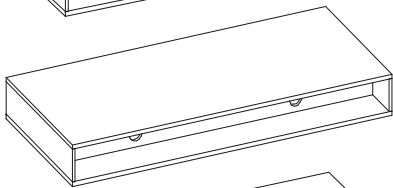
**Depth: 45 cm**  
**Height: 16 cm**

Width	120,0 cm	<b>WPAU120045S06</b>
	<b>PG 01</b>	
	<b>PG 02</b>	
Width	140,0 cm	<b>WPAU140045S06</b>
	<b>PG 01</b>	
	<b>PG 02</b>	
Width	160,0 cm	<b>WPAU160045S06</b>
	<b>PG 01</b>	
	<b>PG 02</b>	
Width	180,0 cm	<b>WPAU180045S06</b>
	<b>PG 01</b>	
	<b>PG 02</b>	
Width	200,0 cm	<b>WPAU200045S06</b>
	<b>PG 01</b>	
	<b>PG 02</b>	
Width	220,0 cm	<b>WPAU220045S06</b>
	<b>PG 01</b>	
	<b>PG 02</b>	
Width	240,0 cm	<b>WPAU240045S06</b>
	<b>PG 01</b>	
	<b>PG 02</b>	

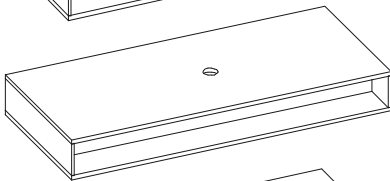
**Bore hole for netbox d = 8 cm**



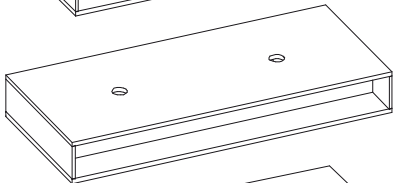
**Position: Compartment centre**  
**1x bore hole each side for Netbox Point**  
Type A




**Position: Left/right side of compartment**  
**2x bore holes each side for Netbox Point**  
Type B



**Position: Centred on module top**  
**1x bore hole for Netbox Point**  
Type C



**Position: Left/right side on module top**  
**2x bore holes for Netbox Point**  
Type D



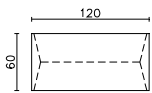
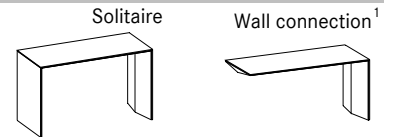
**Position: Left/right side on module top**  
**2x bore holes for Netbox Move**  
Type E

# Panel leg table

# WINEA PLUS

Top thickness 1.3 cm

Table height: **94 cm**  
 Top depth: **60 cm**

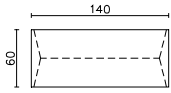


Width 120,0 cm

**WPBTS120060S02**

**WPBTW120060S02**

- PG 01
- PG 02
- PG 03
- PG 04

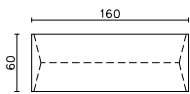


Width 140,0 cm

**WPBTS140060S02**

**WPBTW140060S02**

- PG 01
- PG 02
- PG 03
- PG 04

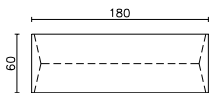


Width 160,0 cm

**WPBTS160060S02**

**WPBTW160060S02**

- PG 01
- PG 02
- PG 03
- PG 04

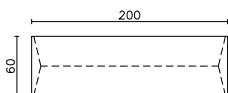


Width 180,0 cm

**WPBTS180060S02**

**WPBTW180060S02**

- PG 01
- PG 02
- PG 03
- PG 04

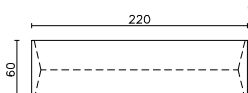


Width 200,0 cm

**WPBTS200060S02**

**WPBTW200060S02**

- PG 01
- PG 02
- PG 03
- PG 04

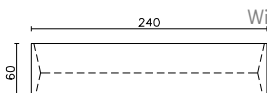


Width 220,0 cm

**WPBTS220060S02**

**WPBTW220060S02**

- PG 01
- PG 02
- PG 03
- PG 04



Width 240,0 cm

**WPBTS240060S02**

**WPBTW240060S02**

- PG 01
- PG 02
- PG 03
- PG 04

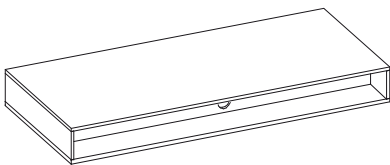
<sup>1</sup> For cabinets with 13 mm back panel only



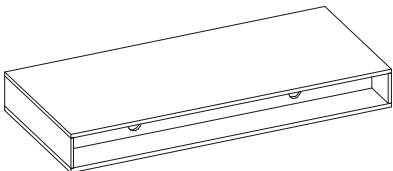
**Depth: 60 cm**  
**Height: 16 cm**

Width 120,0 cm	<b>WPAU120060S06</b>
<b>PG 01</b>	
<b>PG 02</b>	
Width 140,0 cm	<b>WPAU140060S06</b>
<b>PG 01</b>	
<b>PG 02</b>	
Width 160,0 cm	<b>WPAU160060S06</b>
<b>PG 01</b>	
<b>PG 02</b>	
Width 180,0 cm	<b>WPAU180060S06</b>
<b>PG 01</b>	
<b>PG 02</b>	
Width 200,0 cm	<b>WPAU200060S06</b>
<b>PG 01</b>	
<b>PG 02</b>	
Width 220,0 cm	<b>WPAU220060S06</b>
<b>PG 01</b>	
<b>PG 02</b>	
Width 240,0 cm	<b>WPAU240060S06</b>
<b>PG 01</b>	
<b>PG 02</b>	

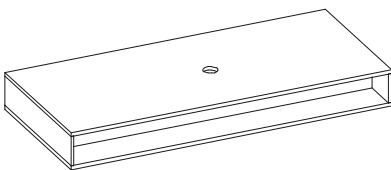
**Bore hole for netbox d = 8 cm**



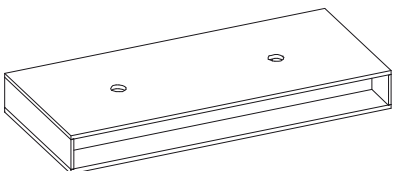
**Position: Compartment centre**  
**1x bore hole each side for Netbox Point**  
Type A



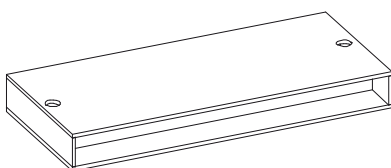
**Position: Left/right side of compartment**  
**2x bore holes each side for Netbox Point**  
Type B



**Position: Centred on module top**  
**1x bore hole for Netbox Point**  
Type C



**Position: Left/right side on module top**  
**2x bore holes for Netbox Point**  
Type D



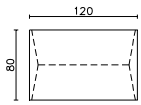
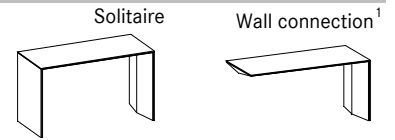
**Position: Left/right side on module top**  
**2x bore holes for Netbox Move**  
Type E

# Panel leg table

# WINEA PLUS

Top thickness 1.3 cm

Table height: **94 cm**  
 Top depth: **80 cm**

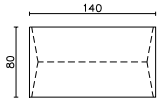


Width 120,0 cm

**WPBTS120080S02**

**WPBTW120080S02**

**PG 01**  
**PG 02**  
**PG 03**  
**PG 04**

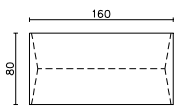


Width 140,0 cm

**WPBTS140080S02**

**WPBTW140080S02**

**PG 01**  
**PG 02**  
**PG 03**  
**PG 04**

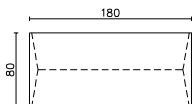


Width 160,0 cm

**WPBTS160080S02**

**WPBTW160080S02**

**PG 01**  
**PG 02**  
**PG 03**  
**PG 04**

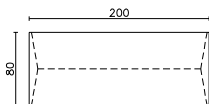


Width 180,0 cm

**WPBTS180080S02**

**WPBTW180080S02**

**PG 01**  
**PG 02**  
**PG 03**  
**PG 04**

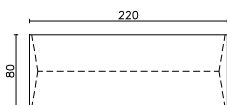


Width 200,0 cm

**WPBTS200080S02**

**WPBTW200080S02**

**PG 01**  
**PG 02**  
**PG 03**  
**PG 04**

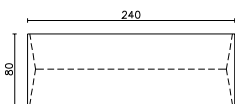


Width 220,0 cm

**WPBTS220080S02**

**WPBTW220080S02**

**PG 01**  
**PG 02**  
**PG 03**  
**PG 04**



Width 240,0 cm

**WPBTS240080S02**

**WPBTW240080S02**

**PG 01**  
**PG 02**  
**PG 03**  
**PG 04**

<sup>1</sup> For cabinets with 13 mm back panel only

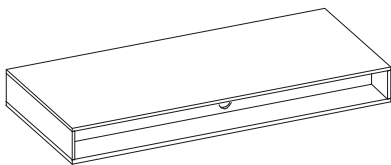




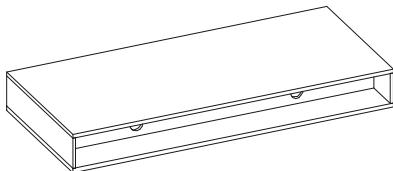
Depth: 80 cm  
Height: 16 cm

Width	120,0 cm	WPAU120080S06
	PG 01	
	PG 02	
Width	140,0 cm	WPAU140080S06
	PG 01	
	PG 02	
Width	160,0 cm	WPAU160080S06
	PG 01	
	PG 02	
Width	180,0 cm	WPAU180080S06
	PG 01	
	PG 02	
Width	200,0 cm	WPAU200080S06
	PG 01	
	PG 02	
Width	220,0 cm	WPAU220080S06
	PG 01	
	PG 02	
Width	240,0 cm	WPAU240080S06
	PG 01	
	PG 02	

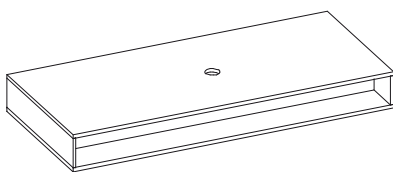
## Bore hole for netbox d = 8 cm



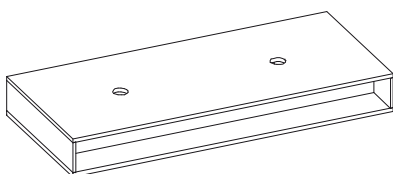
Position: Compartment centre  
1x bore hole each side for Netbox Point  
Type A



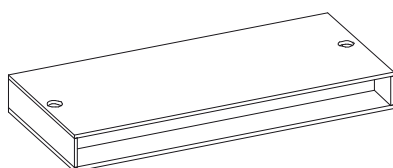
Position: Left/right side of compartment  
2x bore holes each side for Netbox Point  
Type B



Position: Centred on module top  
1x bore hole for Netbox Point  
Type C



Position: Left/right side on module top  
2x bore holes for Netbox Point  
Type D



Position: Left/right side on module top  
2x bore holes for Netbox Move  
Type E

# Panel leg table

# WINEA PLUS

Top thickness 1.3 cm

Solitaire

Wall connection<sup>1</sup>

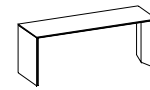
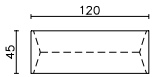


Table height: **74 cm**  
 Top depth: **45 cm**

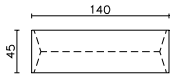


Width 120,0 cm

**WPBTS120045S01**

**WPBTW120045S01**

- PG 01
- PG 02
- PG 03
- PG 04

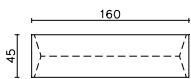


Width 140,0 cm

**WPBTS140045S01**

**WPBTW140045S01**

- PG 01
- PG 02
- PG 03
- PG 04

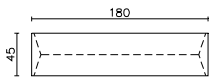


Width 160,0 cm

**WPBTS160045S01**

**WPBTW160045S01**

- PG 01
- PG 02
- PG 03
- PG 04

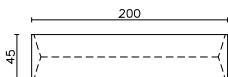


Width 180,0 cm

**WPBTS180045S01**

**WPBTW180045S01**

- PG 01
- PG 02
- PG 03
- PG 04

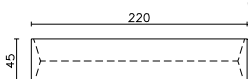


Width 200,0 cm

**WPBTS200045S01**

**WPBTW200045S01**

- PG 01
- PG 02
- PG 03
- PG 04

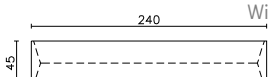


Width 220,0 cm

**WPBTS220045S01**

**WPBTW220045S01**

- PG 01
- PG 02
- PG 03
- PG 04



Width 240,0 cm

**WPBTS240045S01**

**WPBTW240045S01**

- PG 01
- PG 02
- PG 03
- PG 04

<sup>1</sup> For cabinets with 13 mm back panel only

# Panel leg table

# WINEA PLUS

Top thickness 1.3 cm

Solitaire

Wall connection<sup>1</sup>

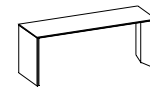
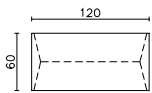


Table height: **74 cm**  
 Top depth: **60 cm**

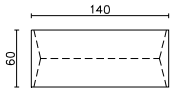


Width 120,0 cm

WPBTS120060S01

WPBTW120060S01

- PG 01
- PG 02
- PG 03
- PG 04

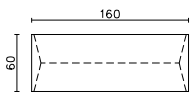


Width 140,0 cm

WPBTS140060S01

WPBTW140060S01

- PG 01
- PG 02
- PG 03
- PG 04

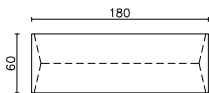


Width 160,0 cm

WPBTS160060S01

WPBTW160060S01

- PG 01
- PG 02
- PG 03
- PG 04

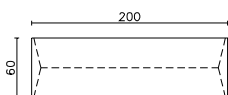


Width 180,0 cm

WPBTS180060S01

WPBTW180060S01

- PG 01
- PG 02
- PG 03
- PG 04

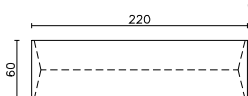


Width 200,0 cm

WPBTS200060S01

WPBTW200060S01

- PG 01
- PG 02
- PG 03
- PG 04

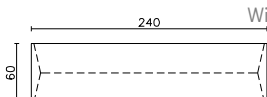


Width 220,0 cm

WPBTS220060S01

WPBTW220060S01

- PG 01
- PG 02
- PG 03
- PG 04



Width 240,0 cm

WPBTS240060S01

WPBTW240060S01

- PG 01
- PG 02
- PG 03
- PG 04

<sup>1</sup> For cabinets with 13 mm back panel only

# Panel leg table

# WINEA PLUS

Top thickness 1.3 cm

Solitaire

Wall connection<sup>1</sup>

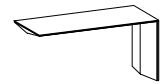
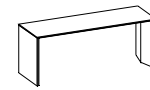
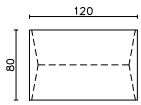


Table height: **74 cm**  
 Top depth: **80 cm**

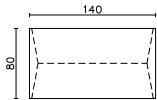


Width 120,0 cm

**WPBTS120080S01**

**WPBTW120080S01**

- PG 01**
- PG 02**
- PG 03**
- PG 04**

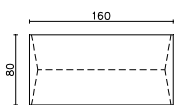


Width 140,0 cm

**WPBTS140080S01**

**WPBTW140080S01**

- PG 01**
- PG 02**
- PG 03**
- PG 04**

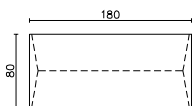


Width 160,0 cm

**WPBTS160080S01**

**WPBTW160080S01**

- PG 01**
- PG 02**
- PG 03**
- PG 04**

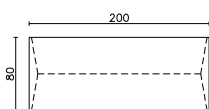


Width 180,0 cm

**WPBTS180080S01**

**WPBTW180080S01**

- PG 01**
- PG 02**
- PG 03**
- PG 04**

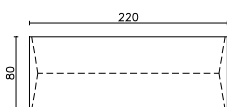


Width 200,0 cm

**WPBTS200080S01**

**WPBTW200080S01**

- PG 01**
- PG 02**
- PG 03**
- PG 04**

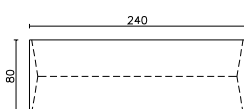


Width 220,0 cm

**WPBTS220080S01**

**WPBTW220080S01**

- PG 01**
- PG 02**
- PG 03**
- PG 04**



Width 240,0 cm

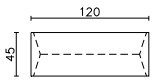
**WPBTS240080S01**

**WPBTW240080S01**

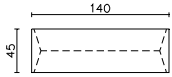
- PG 01**
- PG 02**
- PG 03**
- PG 04**

<sup>1</sup> For cabinets with 13 mm back panel only

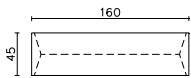
**Bench heigt: 50 cm**  
**Bench depth: 45 cm**



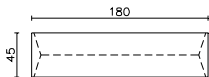
Width 120,0 cm **WPBTS120045S05**  
 PG 01  
 PG 02  
 PG 03  
 PG 04



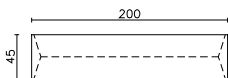
Width 140,0 cm **WPBTS140045S05**  
 PG 01  
 PG 02  
 PG 03  
 PG 04



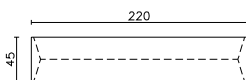
Width 160,0 cm **WPBTS160045S05**  
 PG 01  
 PG 02  
 PG 03  
 PG 04



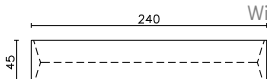
Width 180,0 cm **WPBTS180045S05**  
 PG 01  
 PG 02  
 PG 03  
 PG 04



Width 200,0 cm **WPBTS200045S05**  
 PG 01  
 PG 02  
 PG 03  
 PG 04

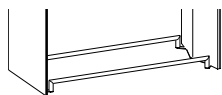


Width 220,0 cm **WPBTS220045S05**  
 PG 01  
 PG 02  
 PG 03  
 PG 04



Width 240,0 cm **WPBTS240045S05**  
 PG 01  
 PG 02  
 PG 03  
 PG 04

## Foot rail



Aluminium white **W2**  
Titanium white **TW**  
Volcano black **MS**

For width 120,0 cm	<b>WPFR1200</b>
<b>PG 01</b>	
For width 140,0 cm	<b>WPFR1400</b>
<b>PG 01</b>	
For width 160,0 cm	<b>WPFR1600</b>
<b>PG 01</b>	
For width 180,0 cm	<b>WPFR1800</b>
<b>PG 01</b>	
For width 200,0 cm	<b>WPFR2000</b>
<b>PG 01</b>	
For width 220,0 cm	<b>WPFR2200</b>
<b>PG 01</b>	
For width 240,0 cm	<b>WPFR2400</b>
<b>PG 01</b>	


## Cushion

Depth: 45.0 cm  
Width: 5.0 cm

Width 120,0 cm	<b>WPSK120045</b>
<b>PG 01</b>	
<b>PG 02</b>	
Width 140,0 cm	<b>WPSK140045</b>
<b>PG 01</b>	
<b>PG 02</b>	
Width 160,0 cm	<b>WPSK160045</b>
<b>PG 01</b>	
<b>PG 02</b>	
Width 180,0 cm	<b>WPSK180045</b>
<b>PG 01</b>	
<b>PG 02</b>	
Width 200,0 cm	<b>WPSK200045</b>
<b>PG 01</b>	
<b>PG 02</b>	
Width 220,0 cm	<b>WPSK220045</b>
<b>PG 01</b>	
<b>PG 02</b>	
Width 240,0 cm	<b>WPSK240045</b>
<b>PG 01</b>	
<b>PG 02</b>	

## Power and data management

## Built-in box for drill hole d = 8.0 cm



### Netbox POINT

1 x 230 Volt Schuko, 1 x USB connector, 1 x RJ45 connector, 3 m Zuleitung 230 Volt silver coloured housing, black socket

**OY POINTT03**

\_\_\_\_\_



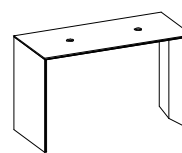
### Netbox MOVE

2 x 230 Volt Schuko, 2 x USB connector, 1.8 m power supply cable 230 Volt integrated into desktop

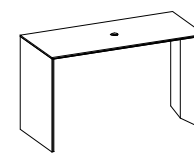
**OY ZTI5405**

\_\_\_\_\_

### Built-in positions for Netbox POINT

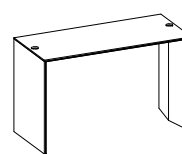


left/right



centre

### Built-in position for Netbox Move



left/right

**Safety guidelines for energy distribution at the work place****1. Standard, directives and guide lines,**

which apply for power supply at the workplace.

(Standards: DIN VDE 0603 / DIN VDE 0620 / DIN VDE 0471)

Socket bars, plug connectors and further electric operating systems which are passed or installed into the furnishing (cable channels, hollow spaces) must, for fire security reasons, match the filament test up to 850°C.

Step by step, the following tests must be implemented:

- High tension test with 2000 volt
- Isolation test
- Functional test (continuity test, Resistance test etc.)

**2. Wires and cables**

(Standards: DIN VDE 0627)

Power cords and internal connection wires must be flexible and three-conductor cables. The section of the copper connection must average at least 1,5 mm<sup>2</sup>. The net connecting cable and the internal wires must have a double or a fortified insulation, consisting of basis insulation and an additional insulation (or equal). The exterior coating must consist of flame resisting synthetics.

To ensure a safe connection to the electrical installations of the building, the power cord must have a plug according to IEC 83 and test with a nominal current up to 16 A and a nominal voltage of 250 V<sup>~</sup>. The power cord must be firmly fitted into the strain relief of the desk legs.

**3. Protection against electric shock (Earthing)**

(Standards: DIN EN 60355 / DIN VDE 0100)

Electric operating systems must be connected to the earth of the building, which occurs through the earth clip of the power cord plug.

An additional grounding of the socket bar with the furniture by means of an extra strand (green/yellow) is optional.

**4. Cable connectors**

(Standards: DIN VDE 0627)

Cable connectors for interior connections must be equipped with a detachable mechanical lock (jiggle-proof) to prevent unintentional dismantling when operated in the position.

**5. Installation**

(Standards: DIN EN 60355)

Socket bars must be reliably fixed and positioned in a way that the plug connectors can be easily plugged as well as unplugged. Plug connector and socket bars must furthermore be positioned in a way, that, in when using the furniture according to the instructions, no liquids can access any part of the electric systems.

The power cord must be firmly fitted into the strain relief of the desk legs.

Connecting cables may be passed loosely.

All wires and cables must be passed in a way that there is no danger of buckling, scratching or other mechanical damages.

Special care is demanded for desks which are equipped with height adjustable working surfaces.

The cable lengths must be sufficiently long to avoid any stretching or distortion of the cables while moving the desktop.

**WINI Büromöbel**  
**Georg Schmidt GmbH & Co. KG**

Auhagenstraße 79  
31863 Coppenbrügge, OT Marienau  
Germany

Telefon: +49(0)5156/979-0  
Telefax: +49(0)5156/979-100

E-Mail: [info@wini.de](mailto:info@wini.de)  
Internet: [www.wini.de](http://www.wini.de)